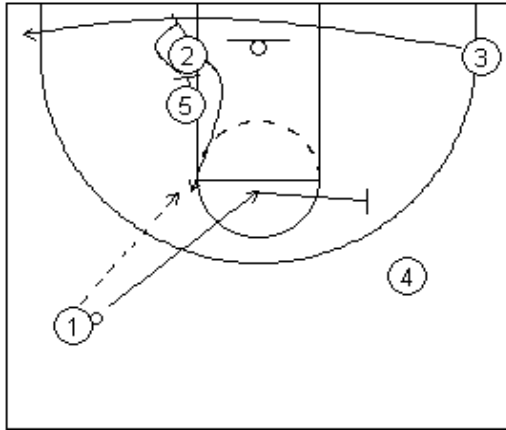


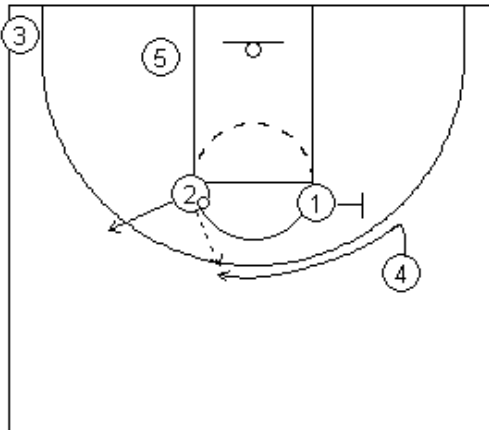
November 10, 2009 Chalkboard

"4 Down": Marquette set from 2006-2007 season

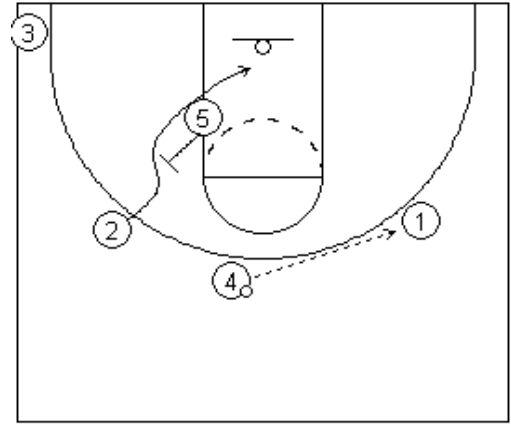
1



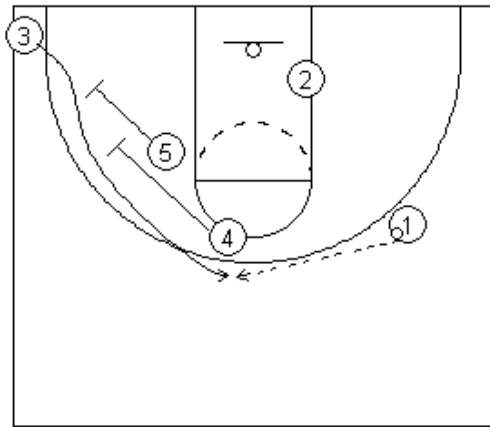
2



3



4



5

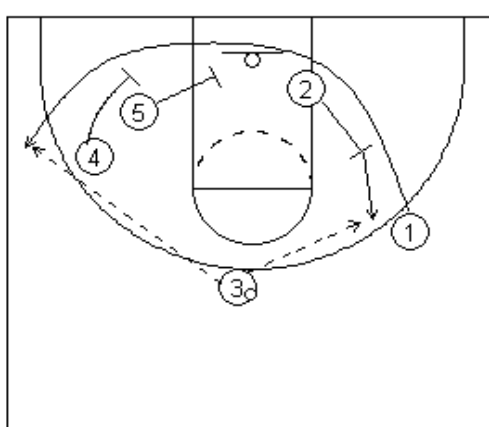


Diagram 1 (Top left): 2 breaks out of the stack at the left block to the left elbow where 1 throws it before 1 begins to cut through the defense. However, when 1 gets to the nail of the free throw line, instead of cutting to the basket, he changes his angle and sets an away drag screen for 4.

Diagram 2 (Top middle): 4 uses the drag screen by 1 to come to the middle of the floor to receive a pitch from 2 (who clears out past the 3 point line).

Diagram 3 (Top right): On ball reversal to 1, two things can happen: 4 can follow his pass with a ball screen (not shown) or 5 can set an up screen for 2 to cut to the ball side block.

Diagram 4 (Bottom left): 4 and 5 then turn to set a double staggered screen for 3 to come to the top of the key.

11/10/09

Daily Chalkboard

Twitter: @ZakBoisvert

Diagram 5 (Bottom middle): On 1's pass, he now runs off a triple. 3 is looking to pass to him or looking to go to 2 for a step-out iso.